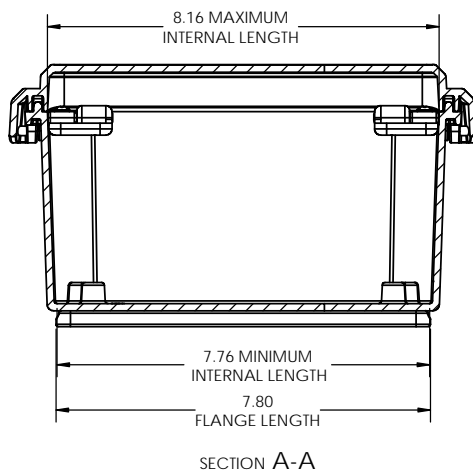
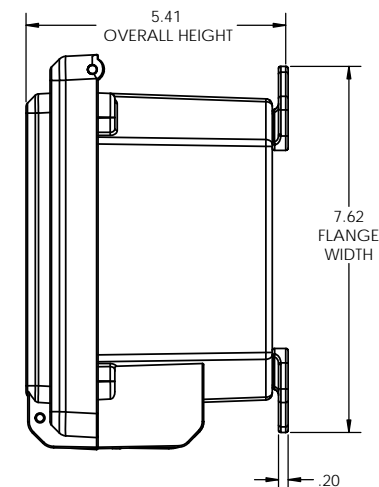
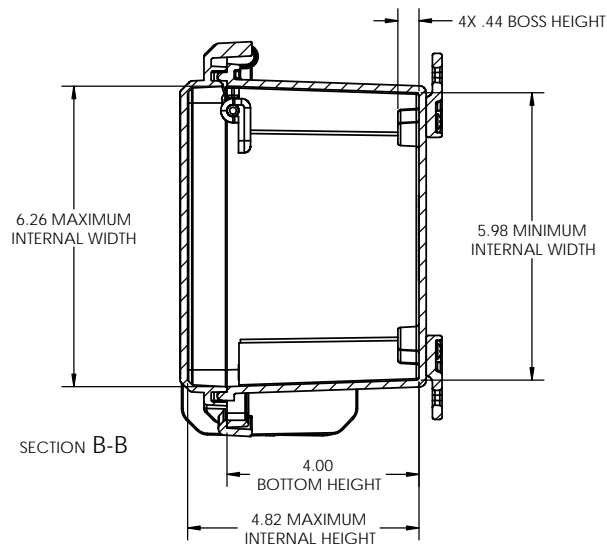
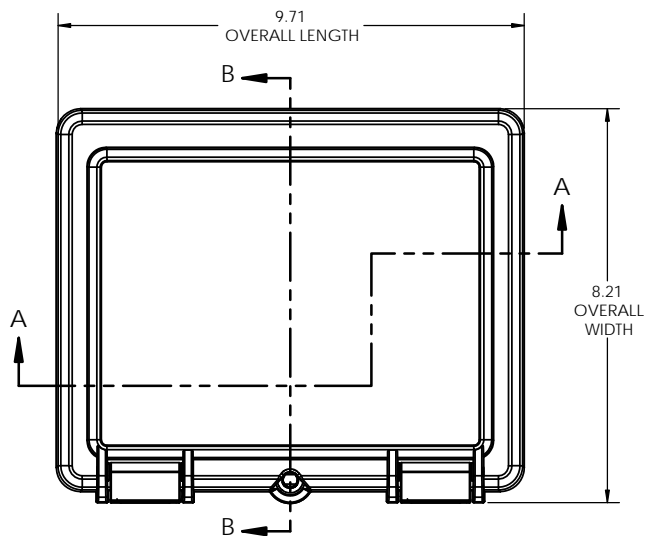


SERPAC I152HL

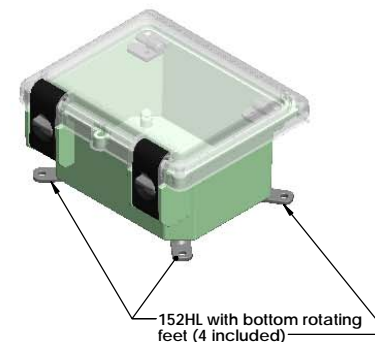
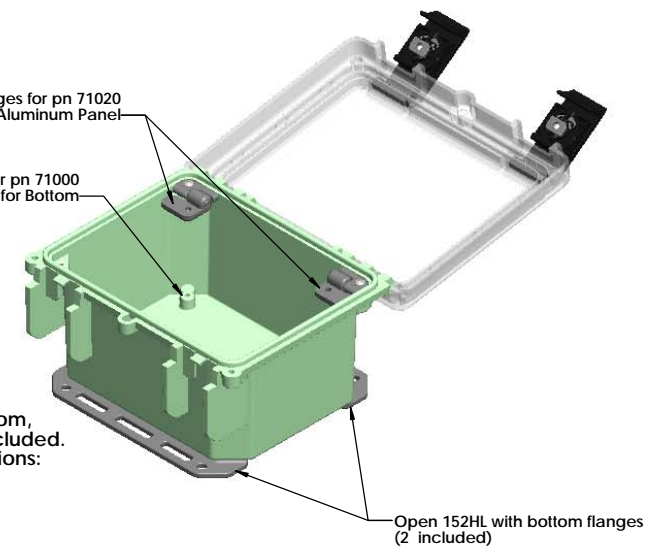
Electronic Enclosures



(2) Hinges for p/n 71020 Hinged Aluminum Panel

(4) Bosses for p/n 71000 Aluminum Panel for Bottom

Aluminum panels for bottom, hinge, and top are not included. They are available as options:
 Bottom panel p/n 71000
 Hinged panel p/n 71020
 Main panel p/n 71040

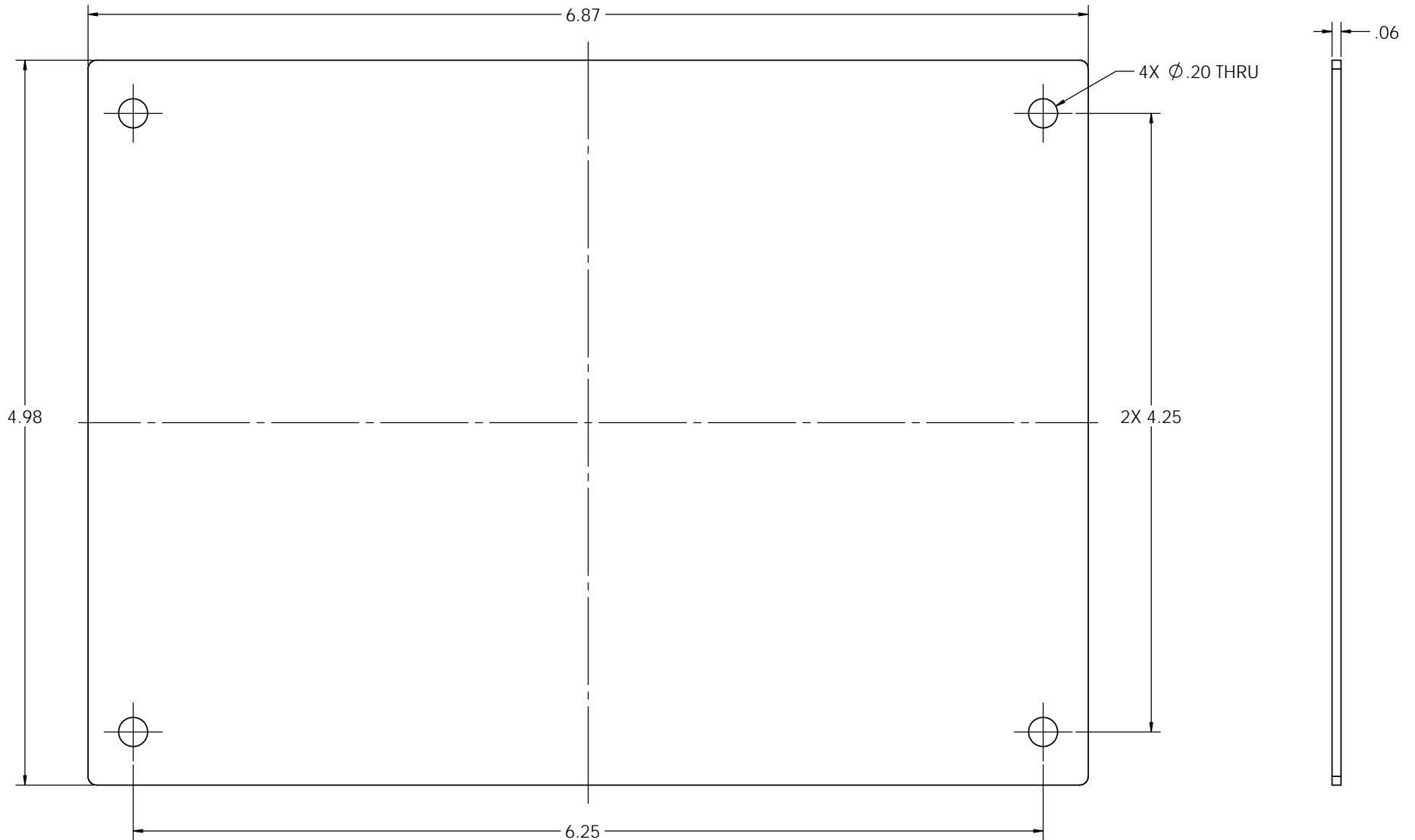


-Material: UV stabilized Polycarbonate
 Flammability UL 94 V-2
 -Watertight enclosure meets or exceeds Nema 4 and or IP67.

PARTS INCLUDED		
P/N	Qty.	Description
152 HLT	1	152 HL Top
150 HLB	1	150 HL Bottom
8150	1	150 O-Ring
1304	2	Hinge Pin
7011	2	Safety Latch
7036	2	Latch Pin
1305	2	350 Flange
1306	4	350 Feet
1307	2	350 Panel Hinge Pin
1308	1	350 Panel Hinge A
1309	1	350 Panel Hinge B
6028	4	SS #10 X 5/8" Pan H/L

See pdf pages 2-4 for panel dimensions and panel hardware. See page 5 for flange dimensions

7100B Bottom Panel Kit for I152HL and I152HS

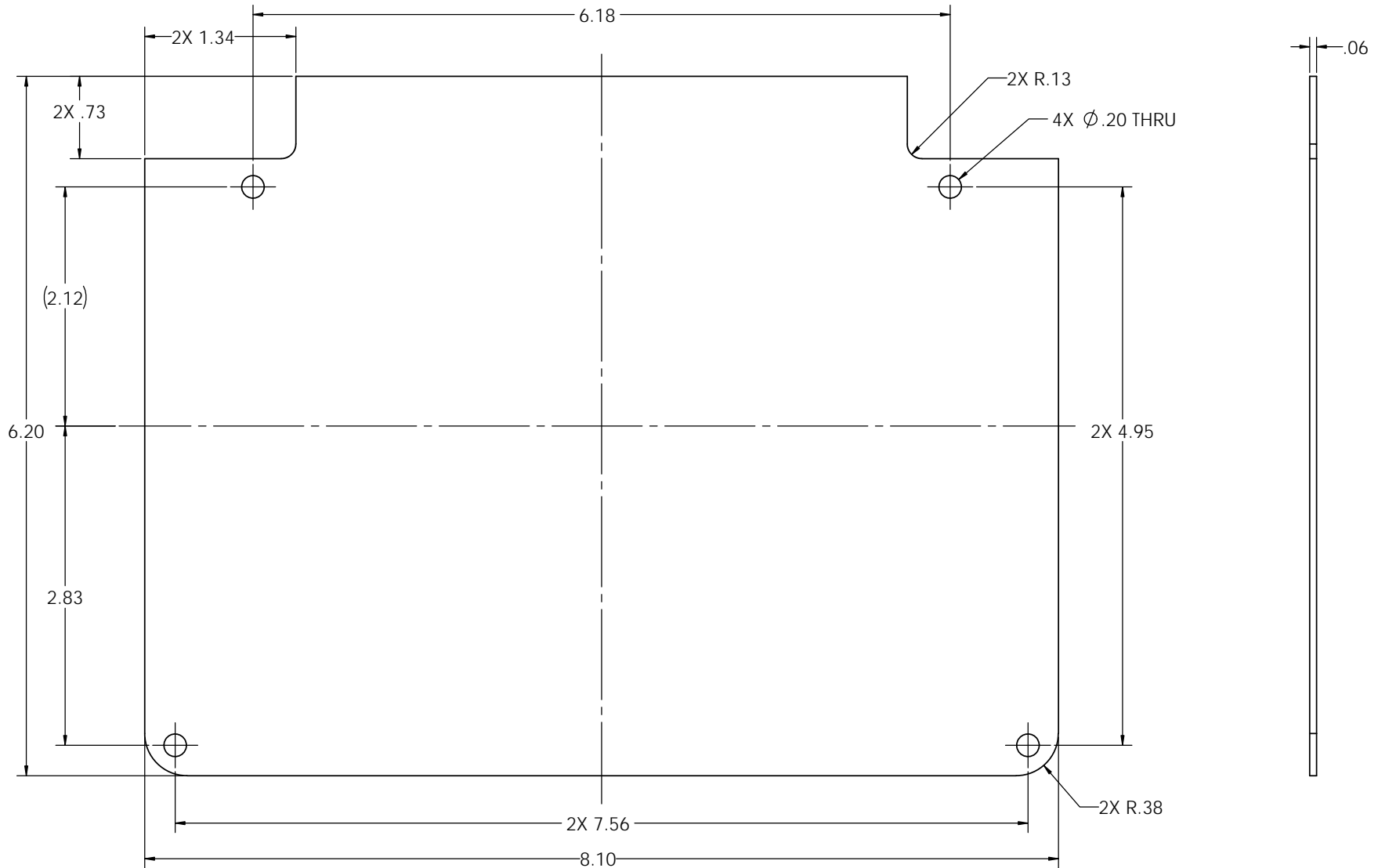


PARTS INCLUDED		
P/N	Qty.	Description
71000	1	Bottom Aluminum Panel
6029	4	#10 X 3/8" Pan Head Screw, 18-8 SS

ALL DIMENSIONS ARE ± .010" 1/6/17

2009 Wright Ave. La Verne, CA 91750
Ph. (626) 331-0517 Fx. (626) 331-8584 serpac.com

7100TH Hinged Panel Kit for I152HL and I152HS

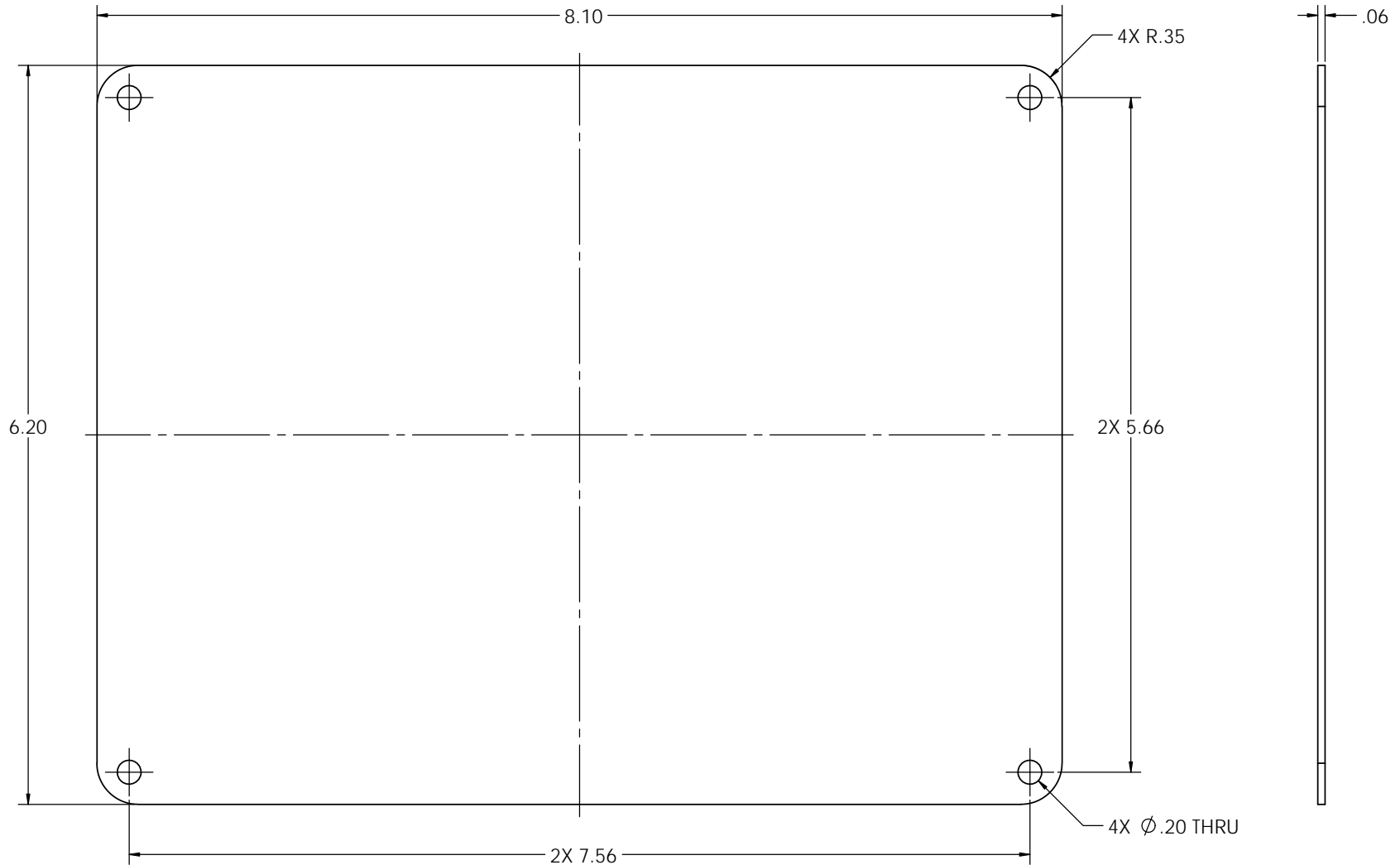


PARTS INCLUDED		
P/N	Qty.	Description
71020	1	Hinged Top Aluminum Panel
6029	2	#10 X 3/8" Pan Head Screw, 18-8 SS
6030	2	#10 X 3/8" Pan Combo Screw, 18-8 SS
6105	2	#10-32 X 1/8" Nut, 18-8 SS

ALL DIMENSIONS ARE $\pm .010"$

1/6/17

7100T Top Panel Kit for I152HL and I152HS



PARTS INCLUDED		
P/N	Qty.	Description
71040	1	Main Top Aluminum Panel
6029	4	SS #10 X 3/8" Pan HL Screw

I152 Flange Dimensions

**I152HL CASE SHOWN BELOW.
FLANGE IS FOR BOTH I152HL AND I152HS**

